



Regional and Local Barometer

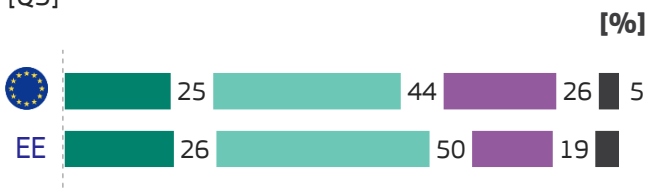
Fieldwork: 15 May – 23 July 2025

TOTAL EU 3 342 INTERVIEWS | Estonia 90 INTERVIEWS

ESTONIA

1 EU funding for regions and cities

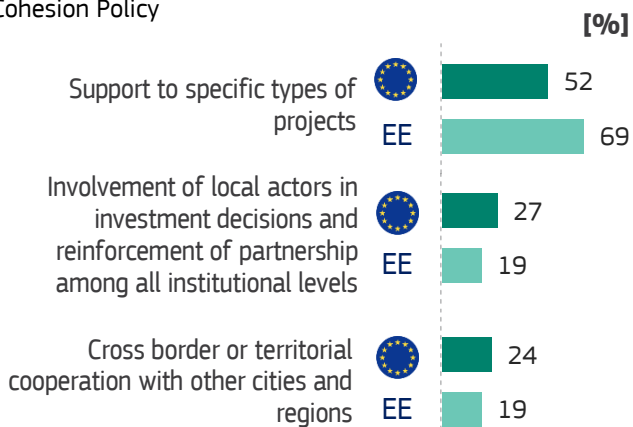
Are you aware of, and have you been involved in the use of the EU Cohesion Policy (Structural Funds)? [Q3]



- Yes, I am aware and have been involved
- Yes, I am aware, but have not been involved
- No, I am neither aware nor have I been involved
- Don't know

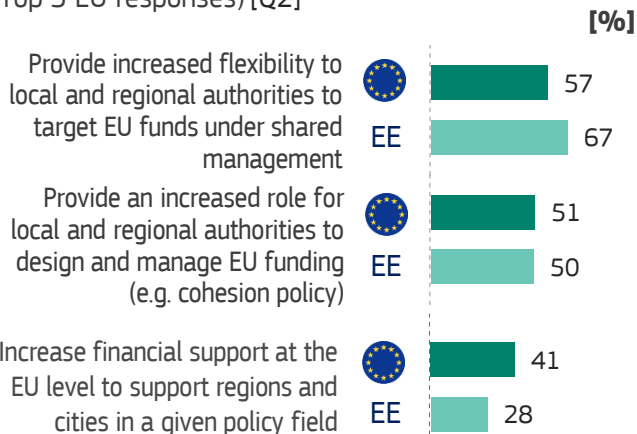
Does the Cohesion Policy funding bring added value to your city or region, compared to other funding streams (national or regional)? If yes, in what form? Maximum 3 answers allowed (Top 3 EU responses) [Q4]

Base: Respondents who are aware of the use of EU Cohesion Policy

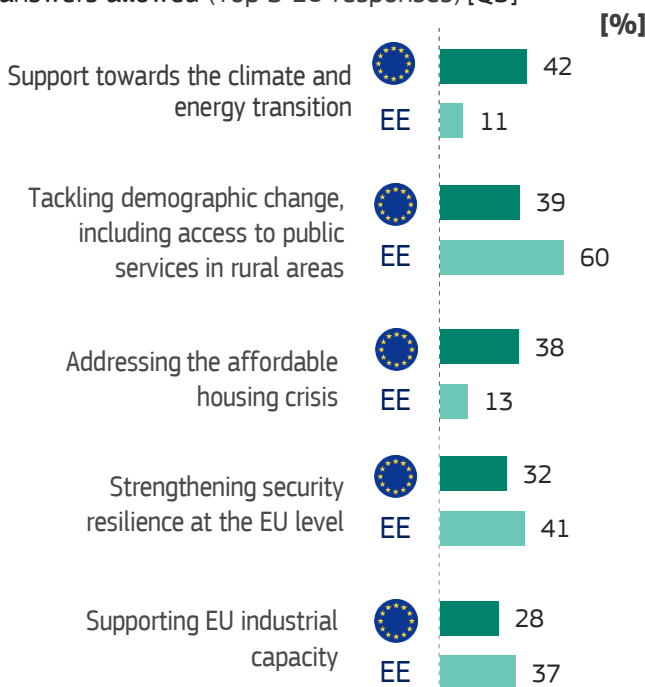


2 EU priorities

In your view, what should be the EU's priority in supporting regions and cities to deal with the social and economic instability caused by recent international crises? Maximum 3 answers allowed (Top 3 EU responses) [Q2]

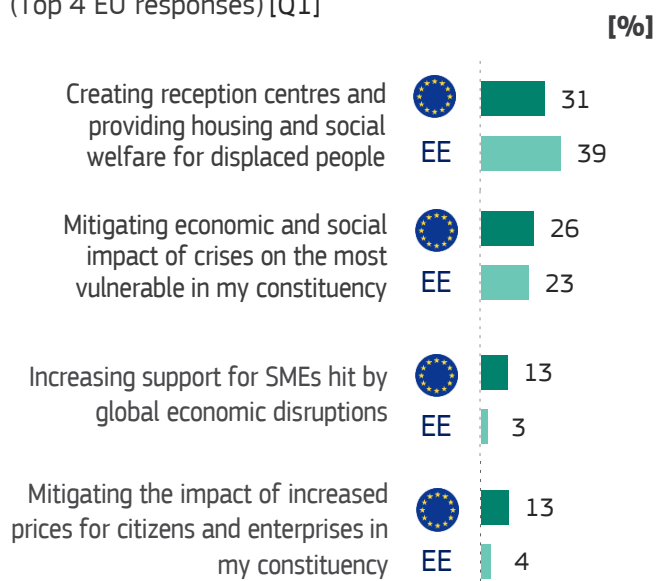


What should be the main priorities of the next long-term budget of the European Union? Maximum 3 answers allowed (Top 5 EU responses) [Q5]

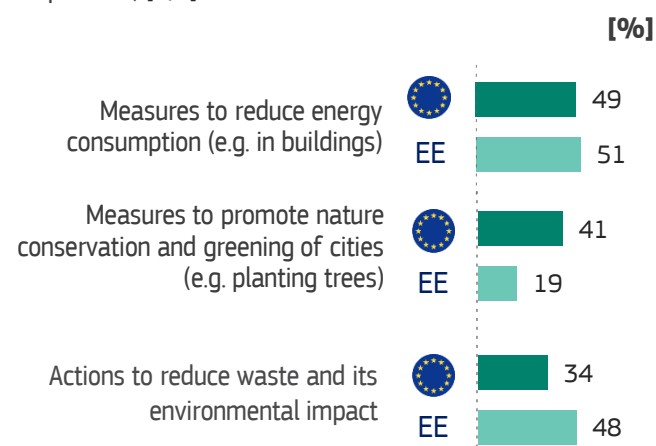


3 Actions taken by local or regional authorities

What were the most important actions your local or regional authority has taken to respond to the social and economic instability triggered by recent international crises? Maximum 3 answers allowed (Top 4 EU responses) [Q1]

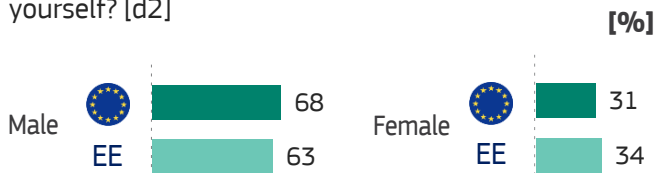


In relation to climate change, extreme weather events, floods, droughts, etc., which measures did your region/city/municipality undertake to increase its community resilience against climate change-related events? Maximum 3 answers allowed (Top 3 EU responses) [Q6]

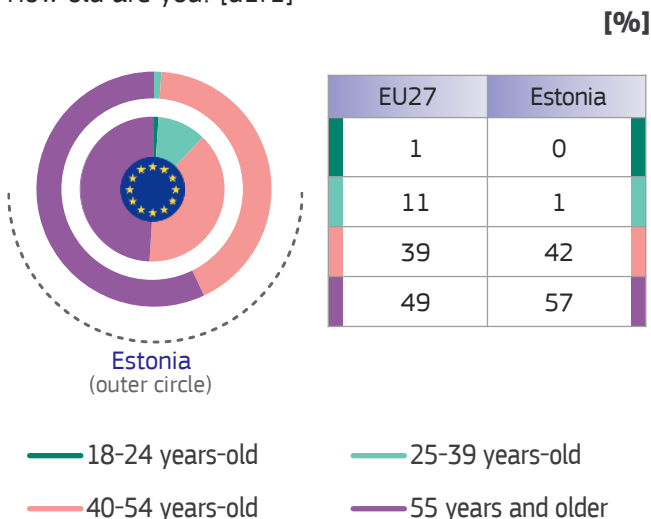


4 Profile of surveyed local and regional representatives

Which of the following describes how you think of yourself? [d2]



How old are you? [d1r1]



*Methodological note

Email invitations were sent to local politicians from all different political levels and affiliations. However, due to variations in available contact details and response rates, as well as limitations in terms of sample size, full representativity cannot be guaranteed.